

# Completer's Report 2014 - 2015



Contains 5 years of comparative data

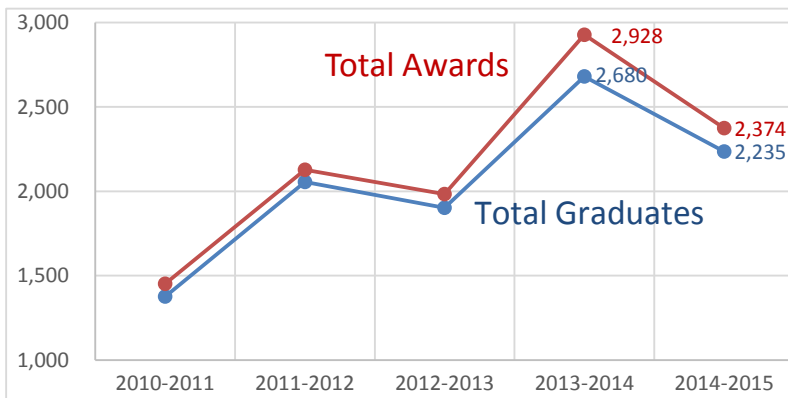
## List of Tables and Figures

	<b>page no.</b>
Table 1. Graduate Totals from 2010-2011 to 2014-2015 Academic Years and by Gender, by Ethnicity, and by Award Type (Excluding TCA)	..... 1
Figure 1. Visual Representation of Total Awards and Total Graduates for 2010-2011 to 2014-2015 Academic Years	..... 1
Figure 2. Visual Representation of Graduates in 2014-2015 Academic Year by Gender	..... 1
Figure 3. Visual Representation of Graduates in 2014-2015 Academic Year by Ethnicity	..... 1
Figure 4. Visual Representation of Graduates in 2014-2015 Academic Year by Degree Type	..... 1
Table 2. List of Programs with CIP Code and Award Counts from 2010-2011 to 2014-2015 Academic Years	..... 2
Table 3. TCA Completer Totals from 2010-2011 to 2014-2015 Academic Years and by Gender, and by Ethnicity	..... 4
Table 4. List of TCA Programs with CIP Code and Award Counts from 2010-2011 to 2014-2015 Academic Years	..... 5

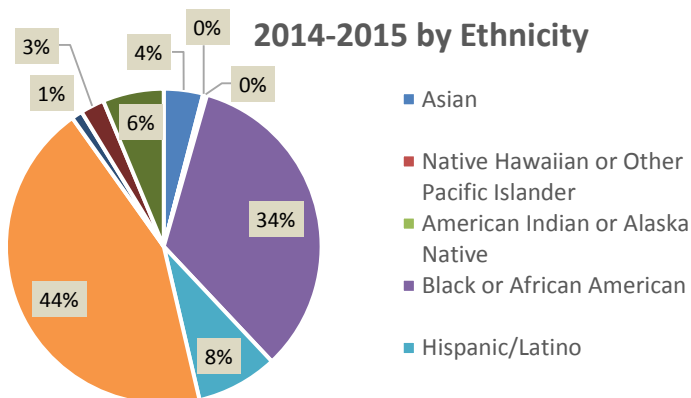
**Table 1.** Graduate Totals from 2010-2011 to 2014-2015 Academic Years and by Gender, by Ethnicity, and by Award Type (Excluding TCA)

	2010-2011	2011-2012	2012-2013	2013-2014	2014-2015
<b>Total Graduates</b> (unduplicated)	1,376	2,055	1,902	2,680	2,235
<b>Total Degrees Awarded</b> (includes multiple awards)	1,452	2,127	1,983	2,928	2,374
<b>Total Graduates by Gender</b> (unduplicated)					
Male	367	563	534	795	677
Female	1,009	1,492	1,368	1,885	1,558
<b>Total Graduates by Ethnicity</b> (unduplicated)					
Asian	58	104	85	95	90
Native Hawaiian or Other Pacific Islander	0	0	2	3	2
American Indian or Alaska Native	5	14	10	11	7
Black or African American	414	632	515	799	750
Hispanic/Latino	90	128	113	227	187
White	669	948	962	1,224	979
Nonresident alien				30	25
Two or more races	11	19	33	57	55
Race and ethnicity unknown	129	210	182	234	140
<b>Total Awards</b> (includes multiple awards)					
Associate Degree	1,116	1,253	1,242	1,368	1,344
Post Associate Certificate	25	18	25	23	17
Technical Diploma	71	112	77	100	81
Certificate	240	744	639	1,437	932

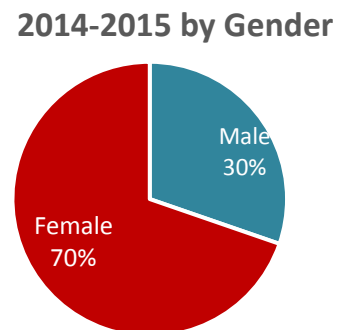
**Figure 1.** Total Awards and Total Graduates for 2010-2011 to 2014-2015 Academic Years



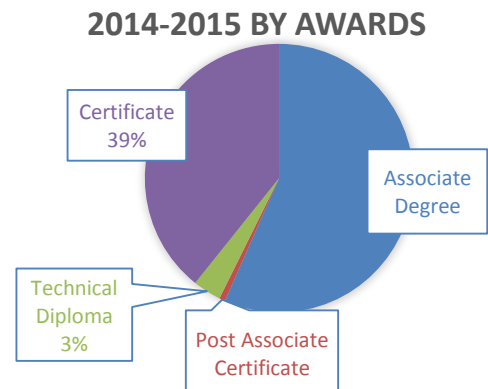
**Figure 3.** Graduates in 2014-2015 Academic Year by Ethnicity



**Figure 2.** Graduates in 2014-2015 Academic Year by Gender



**Figure 4.** Graduates in 2014-2015 Academic Year by Degree Type



**Table 2.** List of Programs with CIP Code and Award Counts from 2010-2011 to 2014-2015 Academic Years

CIP Code	Program	Degree	2010-2011	2011-2012	2012-2013	2013-2014	2014-2015
520302	Accounting Degree	AS	61	63	11	4	4
520302	Accounting	AAS		0	48	52	48
520302	Accounting Technology: Account Clerk	CTS	0	7	10	66	41
520302	Accounting Technology	AAS	4	5	0	0	0
520302	Accounting Technology	TD	0	1	0	0	0
520401	Administrative Office Technology	AAS	11	15	7	15	7
520401	Administrative Office Technology - Office Assistant	CTS	0	0	1	5	0
470201	A/C Certified HVAC Technician	CTS	0	0	1	3	1
470201	A/C Master HVAC/R Technician	TD	6	7	9	10	3
161603	American Sign Language Interpreting	AA	8	8	11	16	10
161603	American Sign Language Studies	CTS	12	5	0	0	0
150101	Architectural/Design Construction Technology	AAS	10	10	12	11	7
240199	Associate Science- Louisiana Transfer Degree	ASLT	3	15	10	16	30
240199	Associate Arts & Humanities - Louisiana Transfer Degree	AALT	0	3	6	9	25
470604	Automotive Technology: Automotive Technician	TD	1	0	0	0	0
470604	Automotive Technology: Power Train Technician	CTS	0	1	0	0	0
120402	Barber-Styling	TD	0	0	0	4	7
460401	Building Technology Specialist: Electrical	CTS	1	1	0	0	0
460401	Building Technology Specialist	TD	2	3	0	0	0
520101	Business Administration	AS	139	145	113	117	88
520201	Business and Management	AAS/AS	32	62	76	73	89
190709	Care and Development of Young Children	AAS	22	49	39	37	25
460201	Carpentry	CTS	0	0	1	4	7
460201	Carpentry	TD	0	1	3	0	0
150201	Civil & Construction Applied Engineering Technology	AAS		0	4	6	10
150201	Civil Construction Technology	AAS	2	5	2	1	1
470199	Computer/Electronics Service Technology	CTS	4	4	3	4	3
151301	Computer Aided Design and Drafting	AAS	24	13	22	16	26
151301	Computer Aided Design and Drafting	CTS	30	25	21	57	36
110301	Computer Information Technology	AAS	18	28	16	30	24
110901	Computer Network Technology	AAS	15	11	11	10	13
522001	Construction Management Technology	AAS	11	3	5	2	1
120401	Cosmetology	TD	7	12	5	21	30
120413	Cosmetology Teacher Trainer	CTS		8	9	0	0
430107	Criminal Justice	AA	43	70	67	64	58
120503	Culinary Arts	CAS	9	2	2	0	0
120504	Culinary Arts- Catering	AAS	3	2	2	0	0
120503	Culinary Arts- Entry Level Line Cook	CTS	1	9	4	1	0
120503	Culinary Arts- Chefs Apprentice	AAS	15	6	20	22	18
120503	Culinary Management	CTS	4	0	1	3	1
120501	Culinary Pastry Arts Apprentice	AAS	0	1	0	0	0
510910	Diagnostic Medical Sonography	PAC	12	11	12	12	11
513103	Dietetic Technician	AAS/AS	11	8	9	7	9
131210	Early Childhood Education	AA	2	1	0	0	0
460301	Electric Line Helper II	CTS	0	0	3	0	0

Program not available

Program Cancelled

Values that are displayed in GREEN indicate awards total greater than last academic year's awards total for active programs.

CIP Code	Program	Degree	2010-2011	2011-2012	2012-2013	2013-2014	2014-2015
150303	Electrical-Electronics Engineering Technology	AS	16	14	9	12	15
460302	Electrical Technology	CTS	7	1	1	1	0
460302	Electrician: Commercial	CTS				3	14
460302	Electrician: Residential	CTS	2	8	16	19	12
460302	Electrical Commercial Wiring 2	TD		11	0	0	0
460302	Electrician: Industrial	TD		6	0	0	0
150401	Electronics Service Technology	AAS	13	12	9	8	9
510904	Emergency Medical Technician-Paramedic	CTS	11	11	8	3	10
510904	EMT - Paramedic	AAS	9	2	1	0	0
520701	Entrepreneurship	CTS	1	4	2	3	3
030103	Environmental Studies-Built Environments	CTS	1	0	0	0	0
470199	EST - Computer Repair	AAS	2	6	3	3	0
500702	Fine Arts	AA	2	9	4	4	1
430201	Fire Science Technician	CTS	2	2	11	52	35
430203	Fire Science Technology	AAS	14	10	9	17	14
120301	Funeral Service Education	AAS	6	8	11	6	11
240199	General Science	AS	25	10	2	0	0
240102	General Studies Degree	AGS	93	189	255	323	323
240102	General Studies	CGS	0	532	399	1018	603
510707	Health Information Technology	AAS	7	11	17	6	12
010601	Horticulture	CTS	8	6	8	14	10
010601	Horticulture Technology	AAS	3	10	3	1	0
520901	Hospitality	CTS	3	0	0	0	0
520901	Hospitality Management	AAS	12	7	13	13	7
500408	Interior Design	AA	10	8	4	9	12
500408	Interior Design	TD	2	2	2	0	0
500408	Kitchen & Bath Design	CTS			0	0	2
220301	Legal Secretary	CTS	8	13	3	8	6
520203	Logistics Technology	CTS	0	0	0	0	2
480501	Machine Tool Technology-CNC Operator	CTS			4	8	3
480501	Machine Tool Technology-Lathe Operator	CTS			2	7	2
480501	Machine Tool Technology-Mill Operator	CTS			0	4	1
520201	Management	AS	2	1	2	0	0
513501	Massage Therapy	CTS	9	11	13	26	18
510707	Medical Coding	CAS/CTS	14	22	20	7	4
511004	Medical Laboratory Technician	AAS	8	9	6	11	8
510707	Medical Registration Specialist	CTS				11	14
470604	Motor Vehicle Technology	CTS	9	20	16	28	28
470604	Motor Vehicle Technology	AAS	14	22	13	22	15
500901	Music	AA	2	12	6	1	1
510905	Nuclear Medicine Technology	PAC	8	7	7	6	6
513901	Nursing - Practical Nursing	TD	48	63	55	63	41
513801	Nursing - Registered Nursing	ASN/AS	308	225	227	270	272
510803	Occupational Therapy Assistant	AAS	8	14	14	18	20
520401	Office Systems Technology: Office Assistant	AAS	2	0	0	0	0
520401	Office Systems Technology: Office Assistant	TD	2	0	0	0	0
511803	Ophthalmic Medical Assistant	CTS	14	12	11	12	14
120501	Pastry Arts Certificate	CTS	8	2	10	14	8
120501	Pastry Arts Degree	AAS	0	0	1	4	0
512601	Patient Care Technology	CTS	12	1	0	0	0
099999	Performance and Media Arts	AA	16	22	19	14	5
510805	Pharmacy Technician	CTS	21	10	26	26	25

Program not available

Program Cancelled

Values that are displayed in GREEN indicate awards total greater than last academic year's awards total for active programs.

CIP Code	Program	Degree	2010-2011	2011-2012	2012-2013	2013-2014	2014-2015
510806	Physical Therapy Assistant	AAS	21	20	22	22	23
519999	Polysomnographic Technology	AAS				0	5
480501	Precision Machining	CTS				0	2
510907	Radiation Therapy	PAC	5	0	6	5	0
510911	Radiologic Technology	AAS	35	35	30	27	30
510812	Respiratory Therapist	AAS	11	0	0	0	0
510908	Respiratory Care Technology Degree	AAS	21	24	26	17	21
150701	Safety & Health Technology	CTS	1	2	0	0	0
150701	Safety & Health Technology	AAS	2	3	0	0	0
510909	Surgical Technology	CTS	44	21	28	24	22
130101	Teaching Grades 1-5	AS/AST	6	16	7	15	9
510808	Veterinary Technology	AAS	9	13	21	14	17
500409	Visual Communications-Graphic Design	AAS	5	18	17	23	21
110801	Web Site Design	CTS	4	4	3	4	2
480508	Welding: Shielded Metal Arc Welding	CTS	0	0	2	1	1
480508	Welding: Gas Tungsten Arc Welding	CTS	0	0	0	1	2
480508	Welding	TD	3	6	3	2	0
	<b>Total Degrees Awarded</b>		<b>1,452</b>	<b>2,127</b>	<b>1,983</b>	<b>2,928</b>	<b>2,374</b>

Program not available

Program Cancelled

Values that are displayed in GREEN indicate awards total greater than last academic year's awards total for active programs.

**Table 3.** TCA Completer Totals from 2010-2011 to 2014-2015 Academic Years and by Gender, and by Ethnicity

	2010-2011	2011-2012	2012-2013	2013-2014	2014-2015
<b>Total TCA Recipients</b> (unduplicated)	960	676	823	821	1,029
<b>Total TCA's by Gender</b> (unduplicated)					
Male	343	251	313	393	472
Female	617	425	510	428	557
<b>Total TCA's by Ethnicity</b> (unduplicated)					
Asian	33	36	20	21	27
Native Hawaiian or Other Pacific Islander	0	0	1	1	0
American Indian or Alaska Native	9	4	1	3	4
Black or African American	308	169	371	406	535
Hispanic/Latino	44	28	63	55	76
White	452	362	290	230	306
Nonresident alien	0	0	3	11	10
Two or more races	0	0	14	25	23
Race and ethnicity unknown	114	77	60	69	48
<b>Total Awards</b> (includes multiple awards)					
TCA	1,026	754	945	918	1,137

**Table 4.** List of TCA Programs with CIP Code and Award Counts from 2010-2011 to 2014-2015 Academic Years

CIP Code	Incr. Key	Program	2010-2011	2011-2012	2012-2013	2013-2014	2014-2015
500999	01	Audio Engineering	3	8	0	5	10
513902	01	Certified Nursing Assistant	256	275	0	79	51
190709	01	Child Development Associate Preparation	36	0	6	15	13
520401	01	Clerical Automation	7	7	4	11	2
120505	01	Culinary Cost Control	24	43	96	33	43
120505	02	Culinary Supervision	23	80	106	79	56
110301	01	Desktop Publishing	1	0	0	3	0
511011	01	Dialysis Technician					6
513104	01	Dietary Manager	0	0	0	1	3
100303	01	Digital Media Technologies	0	0	2	0	0
460302	01	Electrical Technology	21	1	0	0	0
510904	03	Emergency Medical Responder	182	0	0	65	27
510904	01	Emergency Medical Technician-Basic	156	34	142	36	111
340199	01	First Aid			364	193	340
120505	03	Food and Beverage Purchasing	57	47	45	38	36
120505	04	Food Safety and Sanitation	113	103	0	81	70
111003	02	Information Security/Assurance			7	12	10
111006	01	Information Technology Support				1	0
520201	01	Management Trainee in General Business	34	37	22	20	33
470604	01	Motor Vehicle Maintenance & Light Repair	47	43	7	5	4
500909	02	Music Business	2	11	12	5	6
159999	01	NCCER Technical Core Studies			105	210	262
511099	01	Phlebotomy Technician	40	27	4	13	23
521501	01	Real Estate Sales Agent	24	38	23	13	31
		<b>Total TCAs (includes duplicates)</b>	<b>1,026</b>	<b>754</b>	<b>945</b>	<b>918</b>	<b>1,137</b>

**This publication is only available online.**

**Suggested Citation**

*Completer's Report 2014-2015*, July 2015. (Office of Planning and Research)  
Delgado Community College, New Orleans.

**Content Contact**

Juan Ren, MS  
Research Associate  
[jren@dcc.edu](mailto:jren@dcc.edu)

Dr. René Cintrón  
Interim Executive Director, Planning and Research  
[rcintr@dcc.edu](mailto:rcintr@dcc.edu)

The Office of Planning and Research's provide the administration, faculty, and staff with data resources for use in decision making, assessment, and institutional effectiveness initiatives.

**Additional resources**

Statistical Reports in Docushare:  
<http://docushare3.dcc.edu/docushare/dsweb/View/Collection-79>

Office Webpage:  
<http://www.dcc.edu/departments/ir/>